

COVERING SECRET

MISC 101



Copy No 1 of 4

SECRETARY OF STATE FOR ENERGY
THAMES HOUSE SOUTH
MILLBANK LONDON SW1P 4QJ

01-211-6402

Andrew Turnbull Esq
Private Secretary to the
Prime Minister
10 Downing Street
LONDON SW1

1 October 1984

Dear Andrew

POWER STATION ENDURANCE

I attach the latest reports on endurance and the weekly statistical fact sheet on coal stocks.

Copies also go to Margaret O'Mara and Richard Hatfield.

*Yours
John*

J S NEILSON
Private Secretary

Enc

COVERING SECRET

Copy No *1 of 14*
28 September 1984

WEEKLY COAL AND POWER STATION STATISTICS (1)

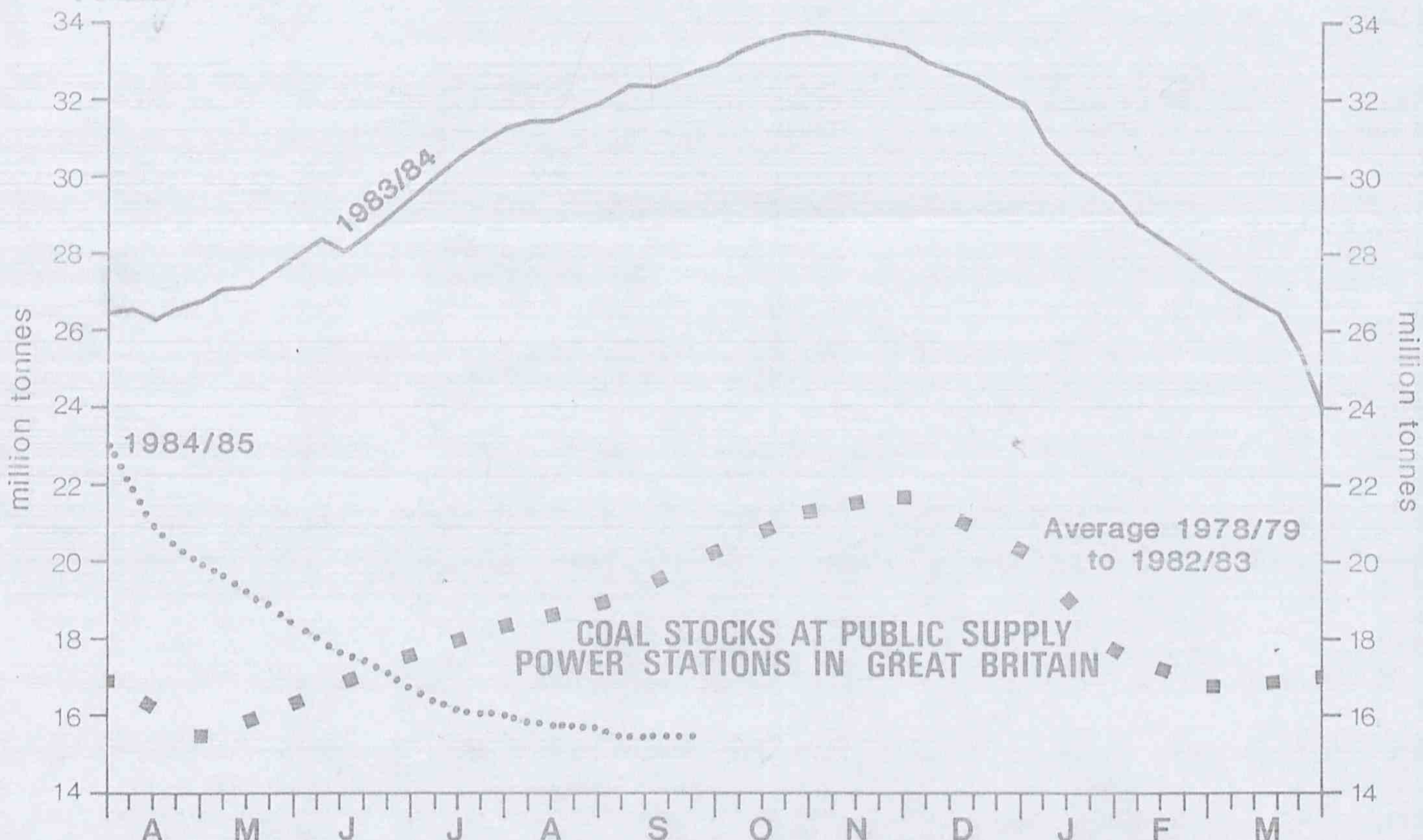
EcS Division, Dept. of Energy, Thames House South, Millbank SW1P 4QJ. Phone: 01-211-6928

Week ending 24.9.83 : 1.9.84 8.9.84 15.9.84 22.9.84

(5)

COAL	PRODUCTION (m. tonnes)	deep mines †	1.94 :	0.29	0.50	0.54	0.49
		opencast †	0.28 :	0.25	0.30	0.31	0.27
		TOTAL	2.23 :	0.54	0.80	0.85	0.76
COAL	PRODUCTIVITY(2) (tonnes/manshift)	'overall' o.m.s	2.53 :	0.0	0.0	0.0	0.0
		'production' o.m.s	10.65 :	0.0	0.0	0.0	0.0
UNDISTRIBUTED STOCK (m. tonnes)		TOTAL	23.73 :	22.52	22.54	22.52	22.47
STATIONS	COAL STOCKS (m. tonnes)		32.93 :	15.33	15.33	15.40	15.48
	COAL CONSUMPTION	"	1.42 :	0.60	0.59	0.58	0.60
	COAL RECEIPTS	"	1.61 :	0.41	0.59	0.65	0.68
STATIONS	OIL STOCKS(3)	"	1.33 :	1.18	1.32	1.34	1.37
	OIL CONSUMPTION(3)	"	0.06 :	0.44	0.51	0.52	0.63
	OIL RECEIPTS(3)	"	0.05 :	0.54	0.62	0.52	0.53
POWER	ELECTRICITY SUPPLIED (4) (GWh)						
	Nuclear	"	696 :	741	714	781	805
	Other Steam	"	3392 :	3,006	3,304	3,317	3,407
	TOTAL	"	4,087 :	3,747	4,018	4,098	4,212
	TOTAL - temperature corrected	"	4,087 :	3,893	3,946	4,141	0.0

(1) Great Britain unless otherwise stated. All latest figures are subject to revision.
 (2) NCB mines only. (3) Oil-fired boilers only. (4) Steam stations only.
 .., data not yet available. † includes licensed production. (5) includes summer bank



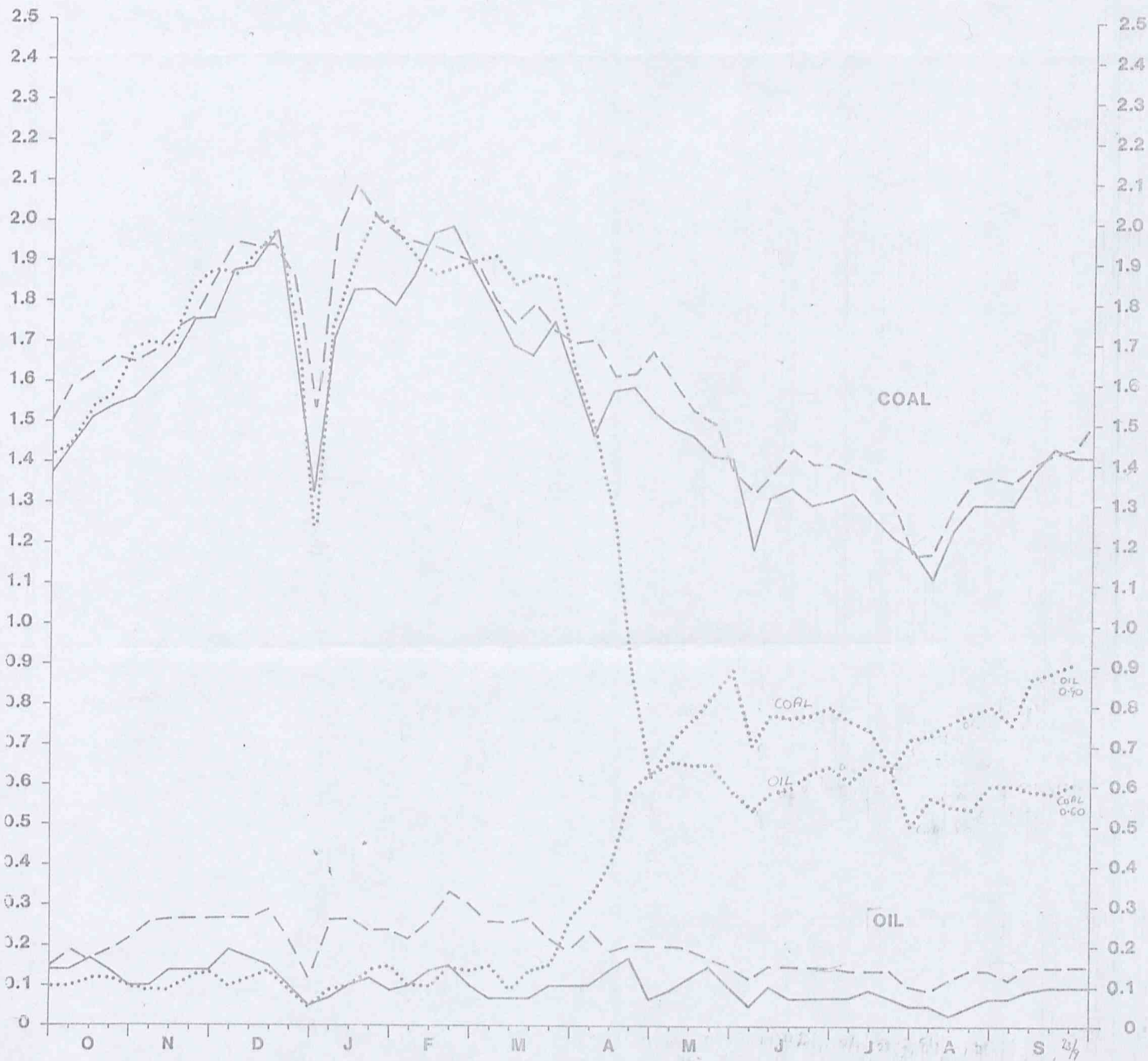
COAL CONSUMPTION AND OIL CONSUMPTION (OIL FIRED) AT
PUBLIC SUPPLY POWER STATIONS IN GREAT BRITAIN

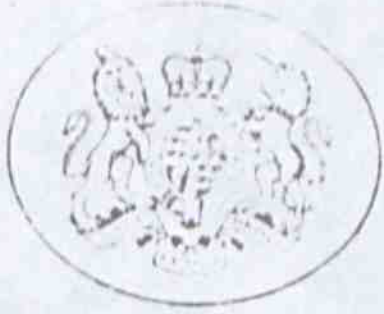
Key

- 10/83 to 9/84
- 10/82 to 9/83
- - - - Average 1977/78 to 1981/82

Million
Tonnes
Coal
or Coal
Equivalent

Million
Tonnes
Coal
or Coal
Equivalent





POWER STATION ENDURANCE

1. Coal deliveries to CEGB power stations last week were 0.68 mt (including non-NCB sources), the best achieved since the start of the strike. Coal burn was 0.59 mt so that for the third week stocks have increased, by 0.09 mt. The Board's stocks last Sunday night were 14.6 mt with a further 0.9 mt at Scottish power stations.
2. Total NCB deliveries last week were about 0.85 mt, of which about 0.20 mt went to customers other than power stations.
3. The average rate of coal deliveries to CEGB power stations over the whole period of the strike has been 0.46 mt per week. The average over the past 8 weeks has been 0.53 mt.
4. The range of endurance outcomes is estimated by the CEGB as follows:

<u>Average coal deliveries</u>	<u>Oil burn (% of maximum)</u>	
	<u>90%</u>	<u>100%</u>
0.30 mt/week	early Jan	late Jan
0.35	mid Jan	early Feb
0.40	late Jan	late Feb
0.45	early Feb	early March
between 0.45 and 0.52	-	(see Note)
above 0.52	-	Autumn 1985

NB: Between 0.45 and 0.52 mt/week it is particularly difficult to forecast endurance with confidence. The margin needed to extend endurance from Spring (March/April) throughout the Summer is small, as Sir Walter Marshall has explained.

Department of Energy
26 September 1984